

Santa Fe



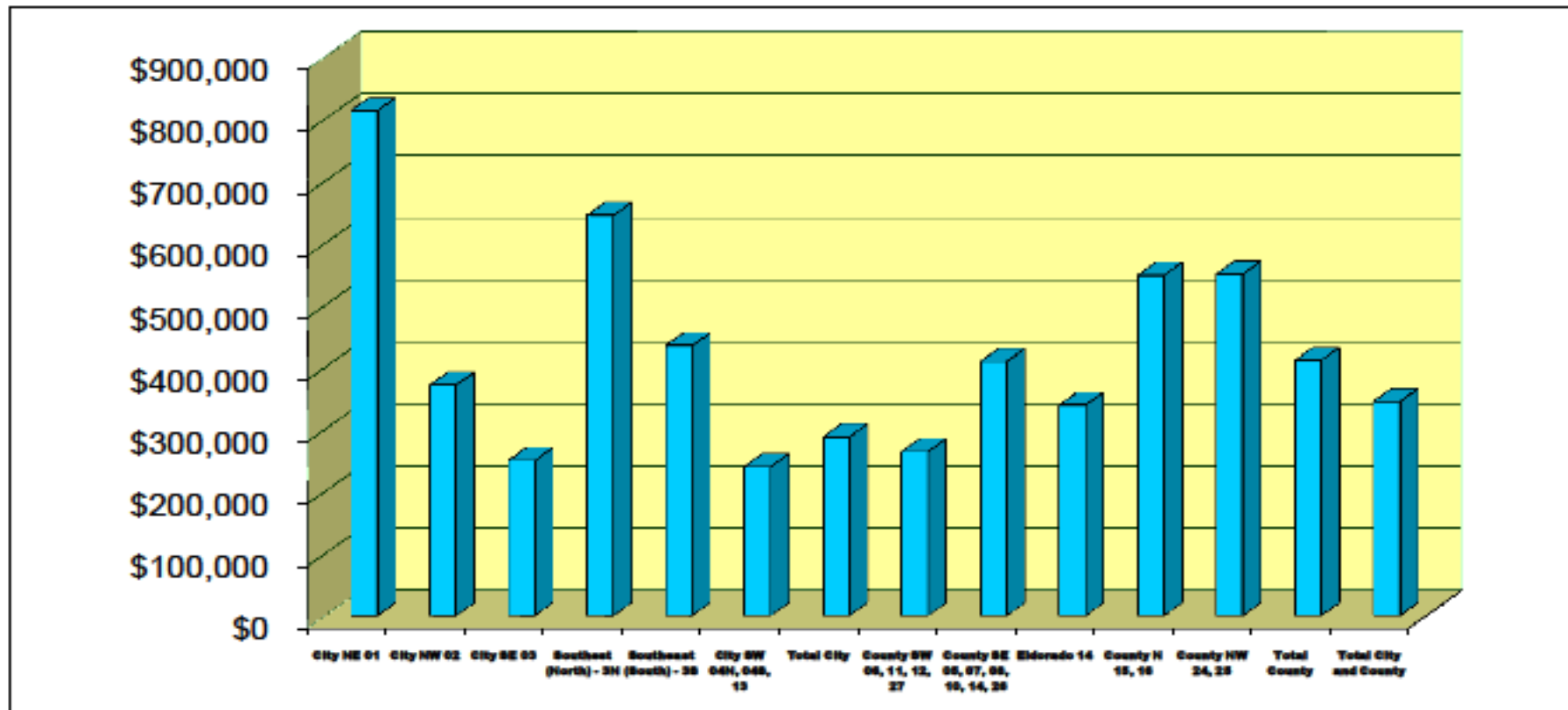
Association of REALTORS®

Second Quarter, 2010

Sales Statistics

Santa Fe Association of REALTORS®

Median Sold Prices, 2nd Quarter, 2010, Single Family



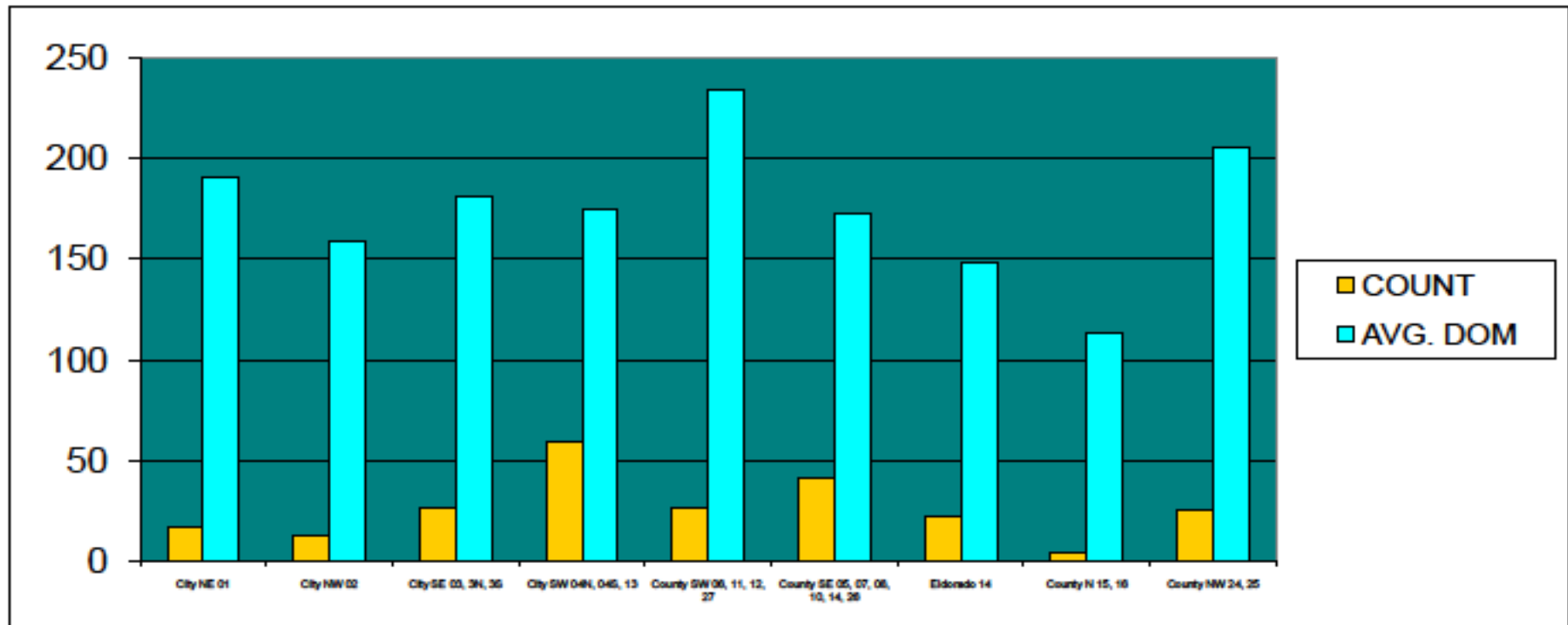
2010 2nd Quarter Median Prices by Area

City NE 01	\$813,500
City NW 02	\$371,500
City SE 03	\$250,000
Southeast (North) - 3N	\$645,000
Southeast (South) - 3S	\$435,000
City SW 04N, 04S, 13	\$239,950
Total City	\$288,000
County SW 06, 11, 12, 27	\$264,030
County SE 05, 07, 08, 10, 14, 26	\$409,500
Eldorado 14	\$339,000
County N 15, 16	\$548,250
County NW 24, 25	\$550,000
Total County	\$411,250
Total City and County	\$345,000

2009 2nd Quarter Median Prices by Area

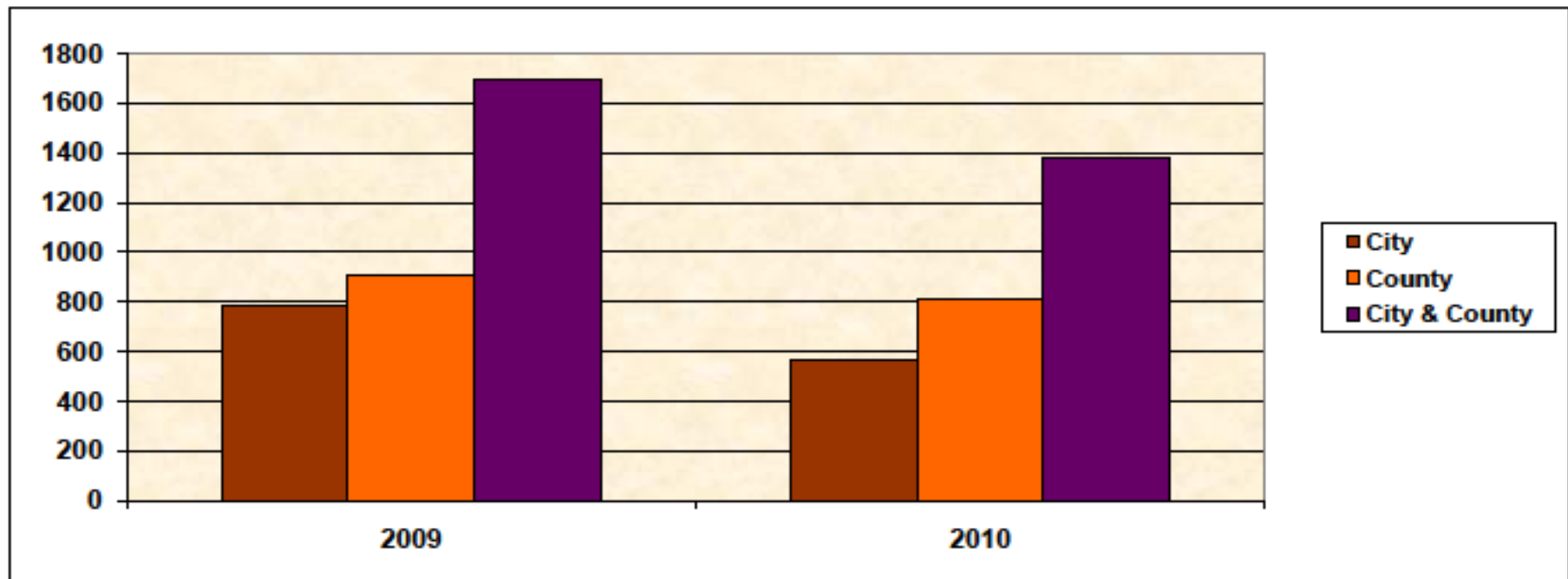
City NE 01	\$617,500
City NW 02	\$370,373
City SE 03	\$580,000
Southeast (North) - 3N	\$0
Southeast (South) - 3S	\$0
City SW 04N, 04S, 13	\$250,000
Total City	\$307,500
County SW 06, 11, 12, 27	\$355,000
County SE 05, 07, 08, 10, 14, 26	\$432,500
Eldorado 14	\$423,250
County N 15, 16	\$395,000
County NW 24, 25	\$724,000
Total County	\$450,000
Total City and County	\$402,057

Single Family DOM and Number Sold, 2nd Quarter, 2010



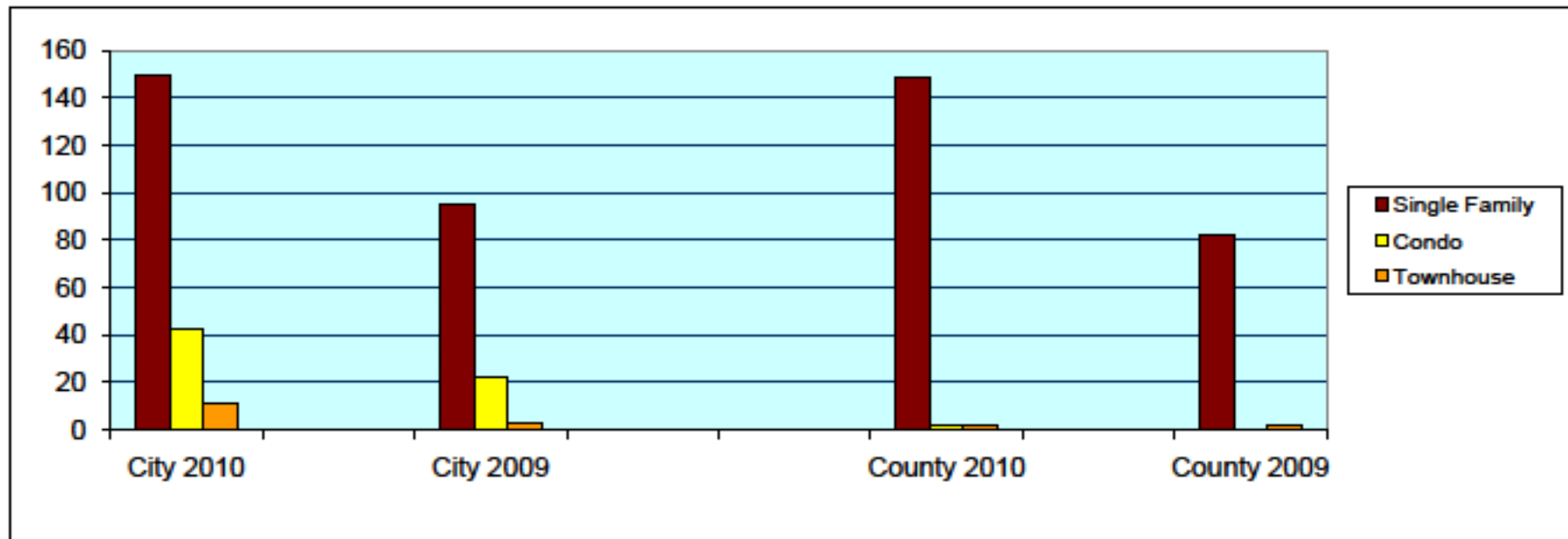
AREA	COUNT	AVG. DOM	AREA	COUNT	AVG. DOM
2Q 2010			2Q 2009		
City NE 01	16	234	City NE 01	17	190
City NW 02	12	108	City NW 02	13	159
City SE 03, 3N, 3S	33	197	City SE 03	27	181
City SW 04N, 04S, 13	89	126	City SW 04N, 04S, 13	59	175
County SW 06, 11, 12, 27	36	160	County SW 06, 11, 12, 27	27	234
County SE 05, 07, 08, 10, 14, 26	65	178	County SE 05, 07, 08, 10, 14, 26	41	172
Eldorado 14	30	148	Eldorado 14	22	148
County N 15, 16	12	216	County N 15, 16	4	113
County NW 24, 25	36	238	County NW 24, 25	26	205

ACTIVE LISTINGS JUNE 2010- SINGLE FAMILY



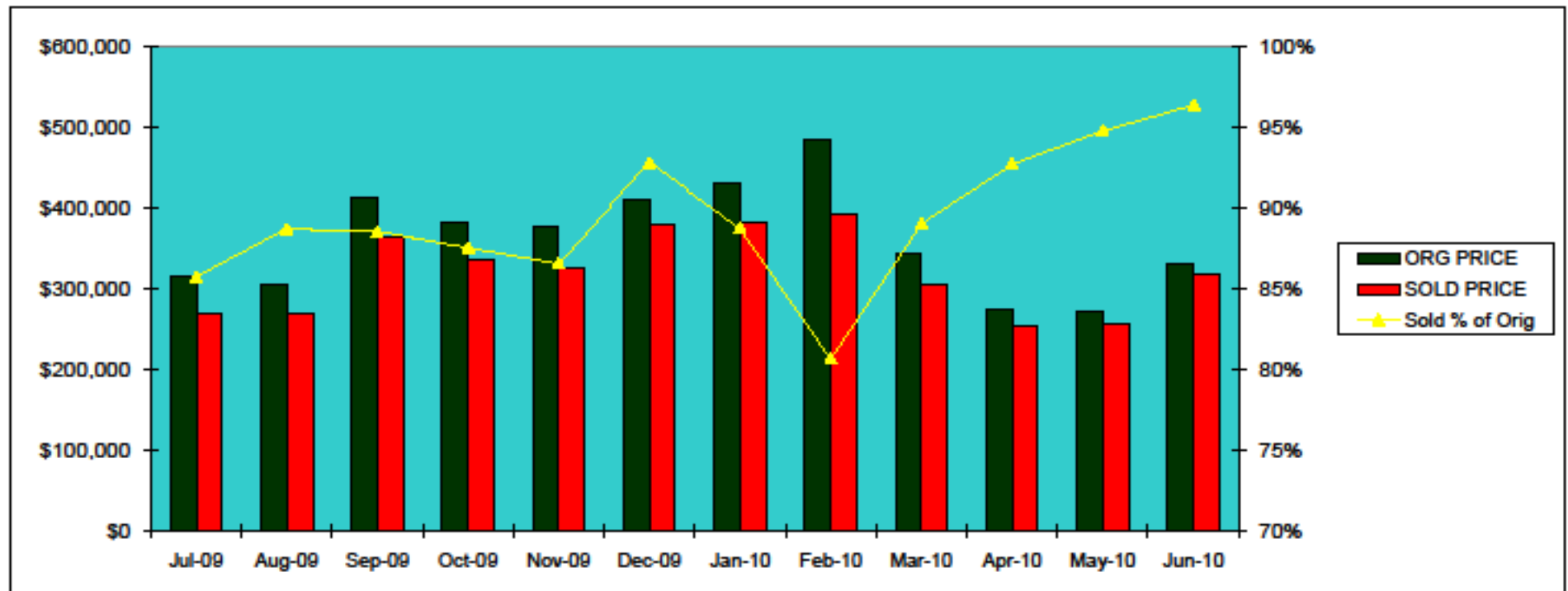
	Jun-10	Jun-09	Mar-10
City	570	786	658
County	810	908	692
City & County	1380	1694	1350

Total Units Sold Second Quarter 2009 vs 2010, City and County



	City 2010	City 2009	County 2010	County 2009
Single Family	150	95	149	82
Condo	43	22	2	0
Townhouse	11	3	2	2

Single Family, City - % of Original Price



	ORG PRICE	SOLD PRICE	Sold % of Orig
Jul-09	\$314,950	\$269,900	86%
Aug-09	\$304,450	\$270,000	89%
Sep-09	\$412,000	\$364,750	89%
Oct-09	\$382,725	\$335,000	88%
Nov-09	\$376,950	\$326,250	87%
Dec-09	\$409,000	\$379,500	93%
Jan-10	\$429,900	\$381,500	89%
Feb-10	\$484,500	\$391,000	81%
Mar-10	\$343,500	\$305,910	89%
Apr-10	\$275,000	\$255,000	93%
May-10	\$271,975	\$257,750	95%
Jun-10	\$330,000	\$318,000	96%