

# Santa Fe



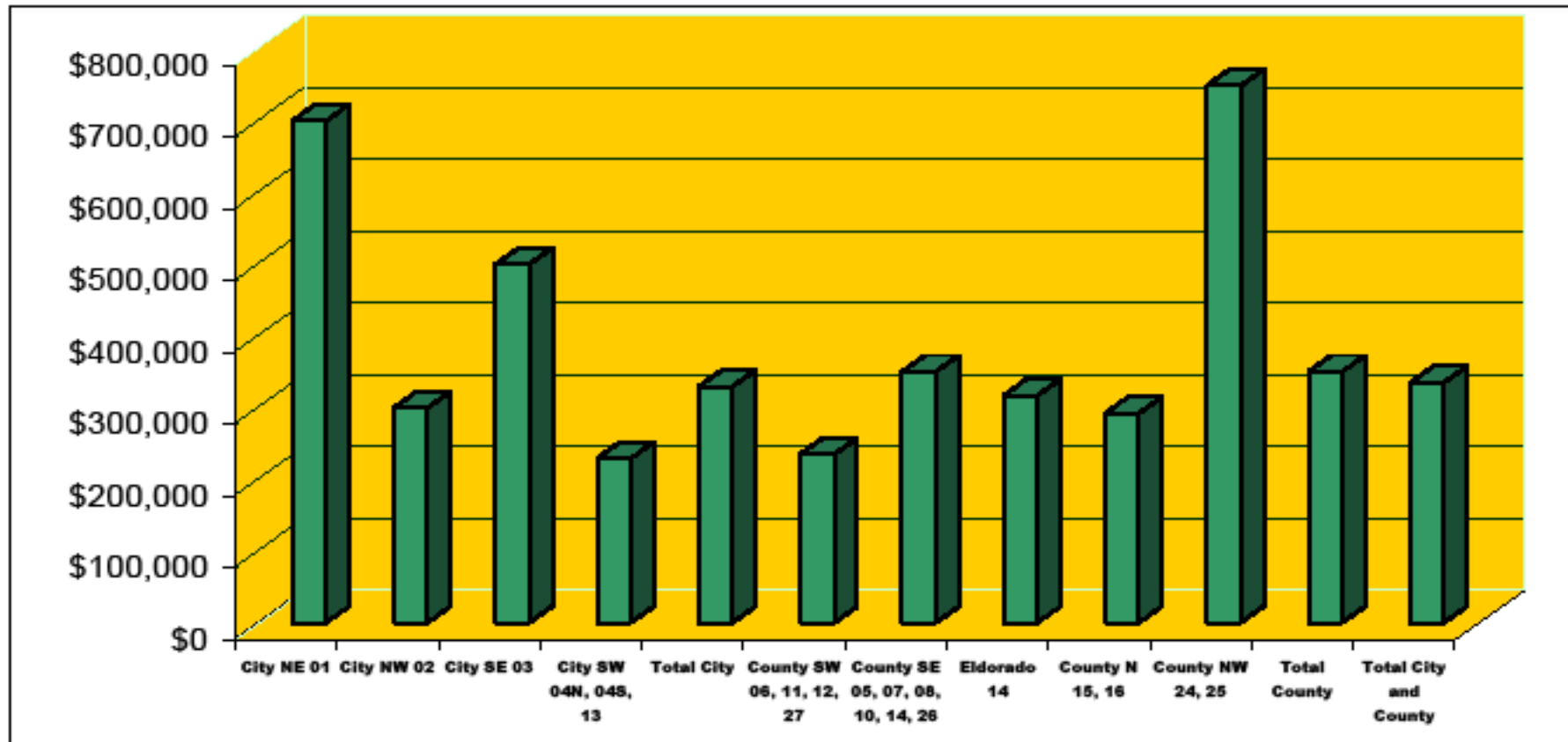
Association of REALTORS®

## Fourth Quarter, 2009

## Sales Statistics

# Santa Fe Association of REALTORS®

# Median Sold Prices, 4th Quarter, 2009, Single Family



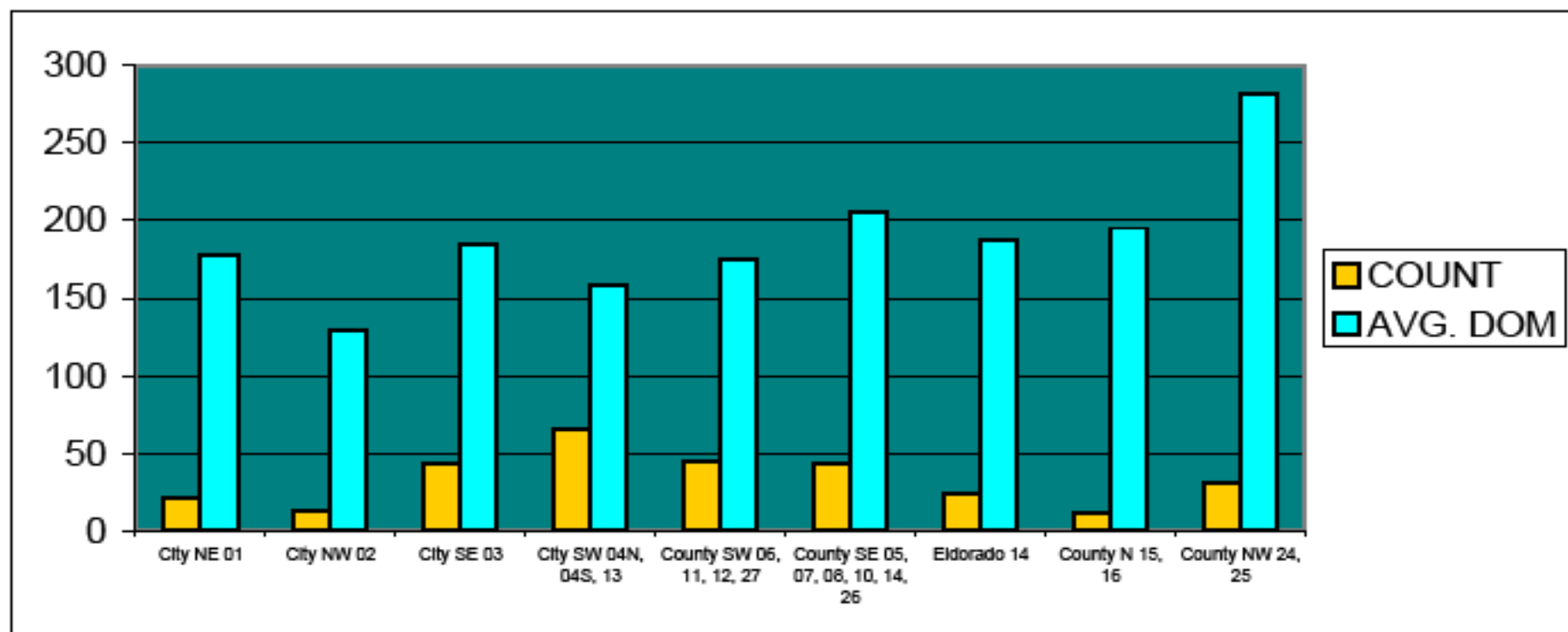
## 2009 4th Quarter Median Prices by Area

City NE 01	\$700,000
City NW 02	\$300,000
City SE 03	\$500,000
City SW 04N, 04S, 13	\$229,200
Total City	\$329,500
County SW 06, 11, 12, 27	\$235,231
County SE 05, 07, 08, 10, 14, 26	\$350,000
Eldorado 14	\$317,000
County N 15, 16	\$292,500
County NW 24, 25	\$749,000
Total County	\$350,000
Total City and County	\$335,000

## 2008 4th Quarter Median Prices by Area

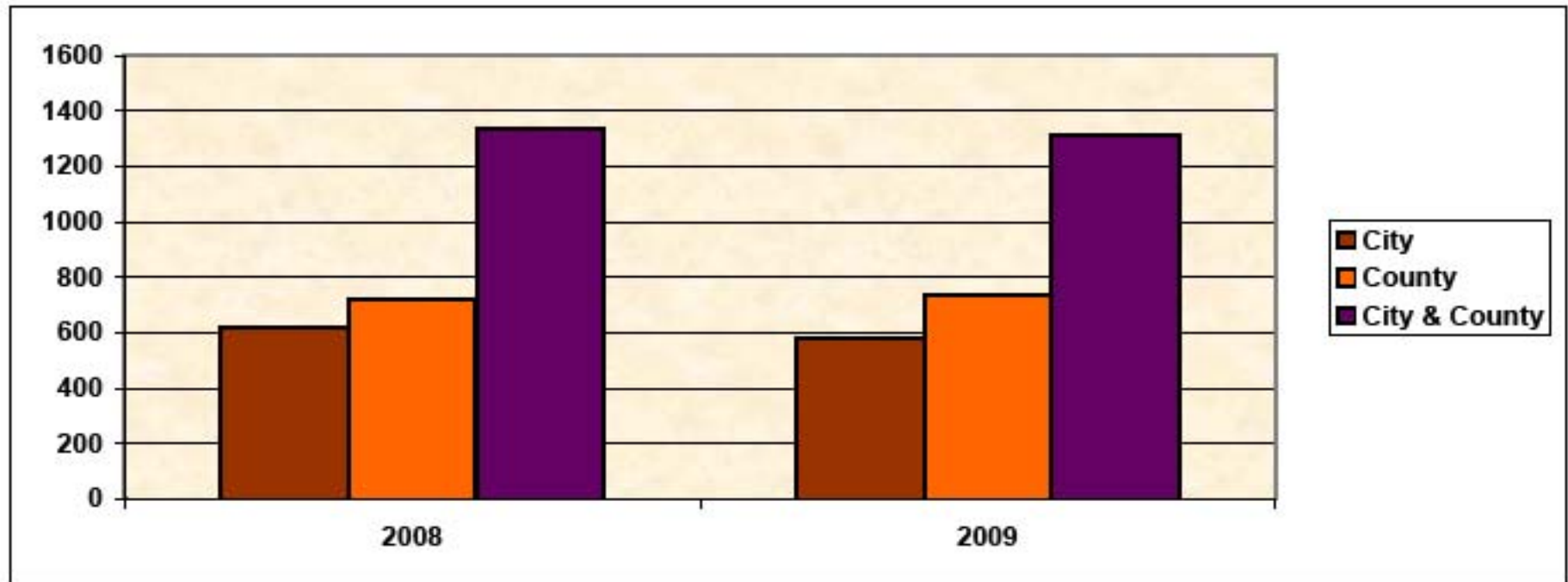
City NE 01	\$875,000
City NW 02	\$494,250
City SE 03	\$515,000
City SW 04N, 04S, 13	\$263,000
Total City	\$350,000
County SW 06, 11, 12, 27	\$239,469
County SE 05, 07, 08, 10, 14, 26	\$400,000
Eldorado 14	\$364,000
County N 15, 16	\$517,500
County NW 24, 25	\$757,000
Total County	\$427,500
Total City and County	\$370,000

## Single Family DOM and Number Sold, 4th Quarter, 2009



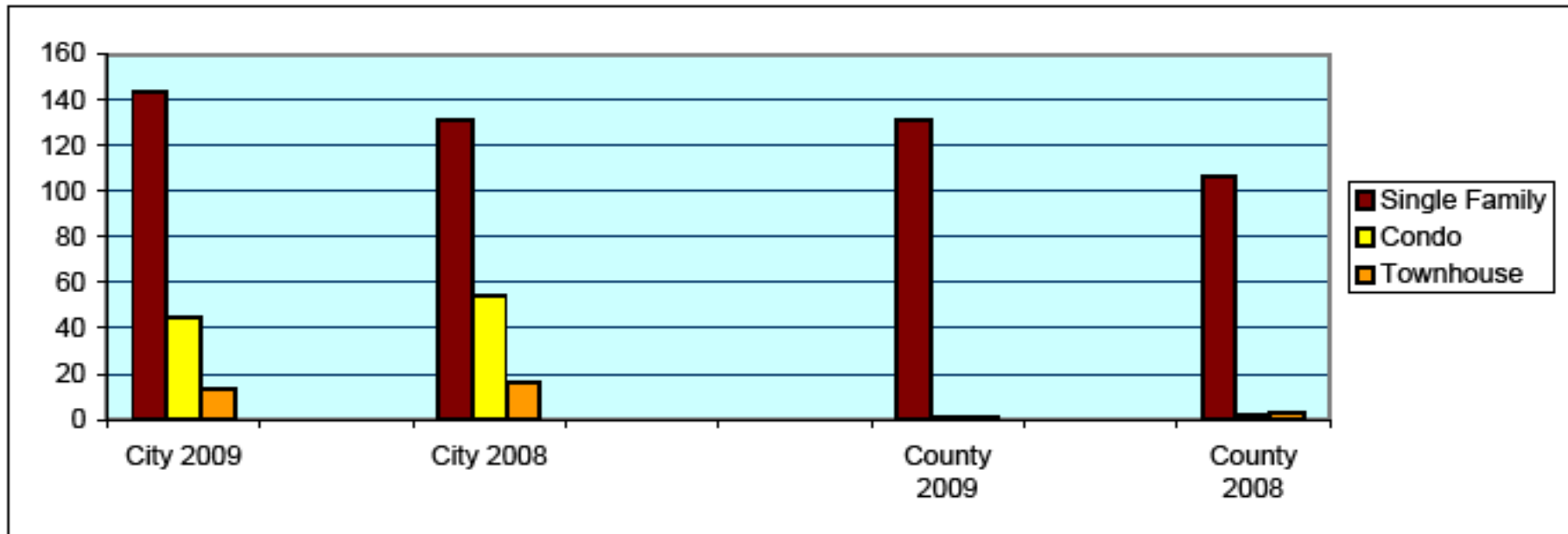
AREA	COUNT	AVG. DOM	AREA	COUNT	AVG. DOM
<b>4Q 2009</b>			<b>4Q 2008</b>		
City NE 01	21	178	City NE 01	20	275
City NW 02	13	129	City NW 02	14	183
City SE 03	43	184	City SE 03	29	171
City SW 04N, 04S, 13	66	158	City SW 04N, 04S, 13	68	138
County SW 06, 11, 12, 27	45	175	County SW 06, 11, 12, 27	44	118
County SE 05, 07, 08, 10, 14, 26	44	205	County SE 05, 07, 08, 10, 14, 26	24	101
Eldorado 14	24	187	Eldorado 14	11	87
County N 15, 16	11	195	County N 15, 16	5	234
County NW 24, 25	31	282	County NW 24, 25	33	185

## ACTIVE LISTINGS DECEMBER 2009- SINGLE FAMILY



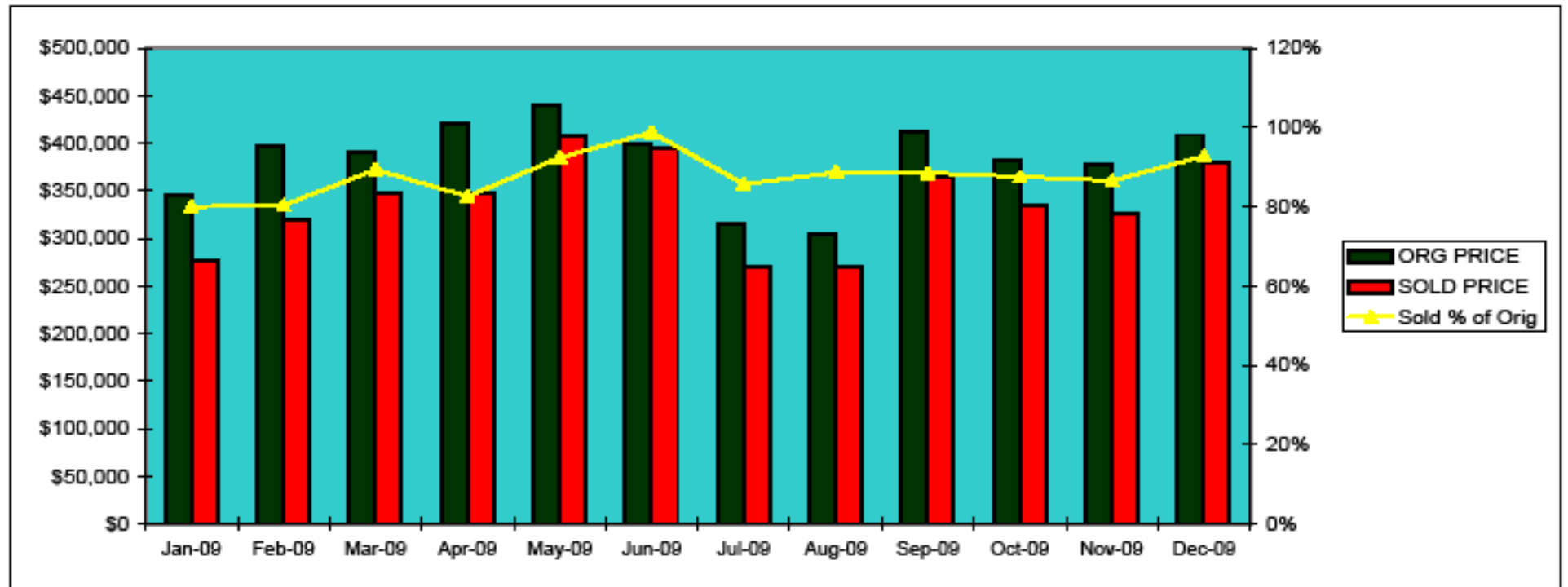
	Dec-09	Dec-08	Sep-09
City	578	617	747
County	735	717	888
City & County	1313	1334	1635

## Total Units Sold Fourth Quarter 2008 vs 2009, City and County



	<b>City 2009</b>	<b>City 2008</b>	<b>County 2009</b>	<b>County 2008</b>
Single Family	143	131	131	106
Condo	45	54	1	2
Townhouse	13	16	1	3

## Single Family, City - % of Original Price



	ORG PRICE	SOLD PRICE	Sold % of Orig
Jan-09	\$345,000	\$276,000	80%
Feb-09	\$397,000	\$319,000	80%
Mar-09	\$389,950	\$348,500	89%
Apr-09	\$420,000	\$347,000	83%
May-09	\$440,450	\$407,000	92%
Jun-09	\$399,900	\$395,000	99%
Jul-09	\$314,950	\$269,900	86%
Aug-09	\$304,450	\$270,000	89%
Sep-09	\$412,000	\$364,750	89%
Oct-09	\$382,725	\$335,000	88%
Nov-09	\$376,950	\$326,250	87%
Dec-09	\$409,000	\$379,500	93%